

THE 2020 TRACER STUDY RESULT REPORT

# Master of Public Administration



# TABLE OF CONTENT

<b>Overview</b>	<b>1</b>
<b>Data Collection Process</b>	<b>2</b>
<b>Tracer Study Team</b>	<b>3</b>
<b>Executive Summary</b>	<b>4</b>
<b>Respondent Demographics</b>	<b>5</b>
<b>Job Search</b>	<b>6</b>
<b>Job Profile</b>	<b>7</b>
<b>Unemployed Alumni</b>	<b>8</b>
<b>Alumni Satisfaction</b>	<b>9</b>
<b>Alumni Contribution</b>	<b>10</b>
<b>Competency Mastery</b>	<b>11</b>
<b>Competency Relevance</b>	<b>12</b>
<b>Competency Contribution</b>	<b>13</b>
<b>Competencies Suggested</b>	<b>14</b>

# TRACER STUDY OVERVIEW

Tracer Study is tracing activity for graduates of higher education providers to find out the following:

- 1) The job search process;
- 2) Job profile and its suitability to the educational field;
- 3) Assessment of competencies obtained from college and their suitability for current work;
- 4) Satisfaction with the study program; and
- 5) Alumni contribution to the study program and the wider community.

The information obtained through the Tracer Study is useful in evaluating and determining policies, developing the quality of higher education-providing institutions, and increasing the capacity of graduates to be more competent and competitive.

UGM Faculty of Social and Political Sciences (FISIPOL) through the Faculty Secretary Office has routinely conducted Tracer Studies for alumni of undergraduate and master programs. In 2020, the Tracer Study is targeting alumni of undergraduate and master programs who graduated in 2018, namely 531 alumni of undergraduate programs and 304 alumni of master programs. Thus, the total respondents are 834 alumni.

Detailed information on the number of respondents and the achievements of each study program can be seen on the Data Collection Process page.

# DATA COLLECTION PROCESS

Data collection in this tracer study was carried out through an online questionnaire accessed via <https://alumni.fisipol.ugm.ac.id/tracer> during April to July 2020.

In the data collection process, the enumerator provides reminders to alumni at least once every 2 weeks. Reminder messages via SMS, WhatsApp and email are sent based on contacts available in the database of undergraduate and master graduates. The data collection process is monitored via the site:

<https://aldirizalprasetya.my.id/dashboard/datacollection.html>

During the 4 month data collection process 269 respondents were obtained from the undergraduate program of 50.66% response rate. Meanwhile, there were 203 respondents from the master program or 67.00% response rate.

Thus, the Undergraduate and Postgraduate Tracer Study succeeded in obtaining 472 respondents or 56.59% response rate.

Response Rate Tracer Study Undergraduate and Postgraduate, Faculty of Social and Political Sciences, UGM 2020

	Department	Target	Acheived	Response Rate
1.	International Relations	113	45	39.82%
2.	Communication Science	109	58	53.21%
3.	Public Policy and Management	90	45	50%
4.	Social Development and Welfare	72	50	69.44%
5.	Politics and Government	70	39	55.71%
6.	Sociology	77	32	41.56%
7.	Master of Politics and Government	39	29	74.36%
8.	Master of Public Policy and Management	33	23	69.7%
9.	Master of Social Development and Welfare	21	16	76.19%
10.	Master of Sociology	30	18	60%
11.	Master of Communication Science	65	48	73.85%
12.	Master of International Relations	42	26	61.9%
13.	Master of Public Administration	73	43	58.9%
14.	Total	834	472	56.59%

Source: Tracer Study Results

# UGM FISIPOL STUDY TRACER TEAM 2020

**Patron**

Prof. Dr. Erwan Agus Purwanto, M.Si

**Person in Charge**

Dr. Poppy Sulistyaning Winanti

**Director**

Wahyu Kustiningsih, M.A

**Tracer Study Coordinator**

Arupi Nareswari, S.I.P

**Quality Assurance and Accreditation Coordinator**

Umi Trisulistiani, S.I.P

**Data Processing and Enumerator Coordinator**

Aldi Rizal Prasetya, S.I.P, M.Sc

**IT Coordinator**

M. Nuur Dien, S.Kom

**Data Processing**

Whisnu Elianto S.E, M.Sc

Nimas Hapsari, S.Sos, M.P.A

**Enumerator**

Lulu Al Marjani Sholiha, S.Sos

Annisa Eka Widyakusuma

Ana Ndari Pertiwi

Afina Zahra Fatharani

Muhammad Dian Pratama

# EXECUTIVE SUMMARY

Data collection for the Master of Public Administration Tracer Study succeeded in obtaining 43 alumni (58.9% of the target respondents). Alumni are predominantly male, come from the 2016 graduating year, and live in Yogyakarta.

The majority of alumni have been absorbed into the job market, as seen from the 93% of alumni who have been working. On average, alumni have worked for 76.15 months. The majority of alumni work in government agencies and national agencies. Alumni perceive that their field of work is suitable (70%) and very suitable (20%) to their field of expertise. However, alumni also showed less appropriate responses by 10%.

On the other hand, 3 alumni who do not work (7%), consisting of alumni who take care of their household (1 alumni) and are looking for work/waiting for a call (2 alumni). A total of 2 alumni have never worked since graduating, due to still looking for work and personal reasons, while 1 other alumni previously worked in a private agency and quit that job about 4 months ago.

In terms of alumni satisfaction, in general, alumni feel satisfied with lecturers, education staff, and study program managers as well as infrastructure. There is room for improvement in the aspect of willingness/care of lecturers and teaching staff in general to pay attention to students and the accessibility of facilities and infrastructure, this can be seen from the dissatisfied response to this aspect. Furthermore, in terms of alumni contribution to the tri dharma (three pillars) of higher education, the majority of alumni are willing to contribute to Community Service activities (76.7%), Research and Scientific Development activities (46.5%), and Education and Teaching activities (34.9%).

The results of the competency analysis of alumni who have been working show mastery of competencies according to the mandatory competencies of graduates. These competencies are overall considered relevant to their current job. Furthermore, alumni also provide responses regarding which competencies are considered to contribute to the general public, including the ability to understand problems in the field of public administration, the ability to solve problems in the field of public administration, the ability to apply ethics in the delivery of public services and the ability to be open to other people's thoughts/criticism.

# Overview

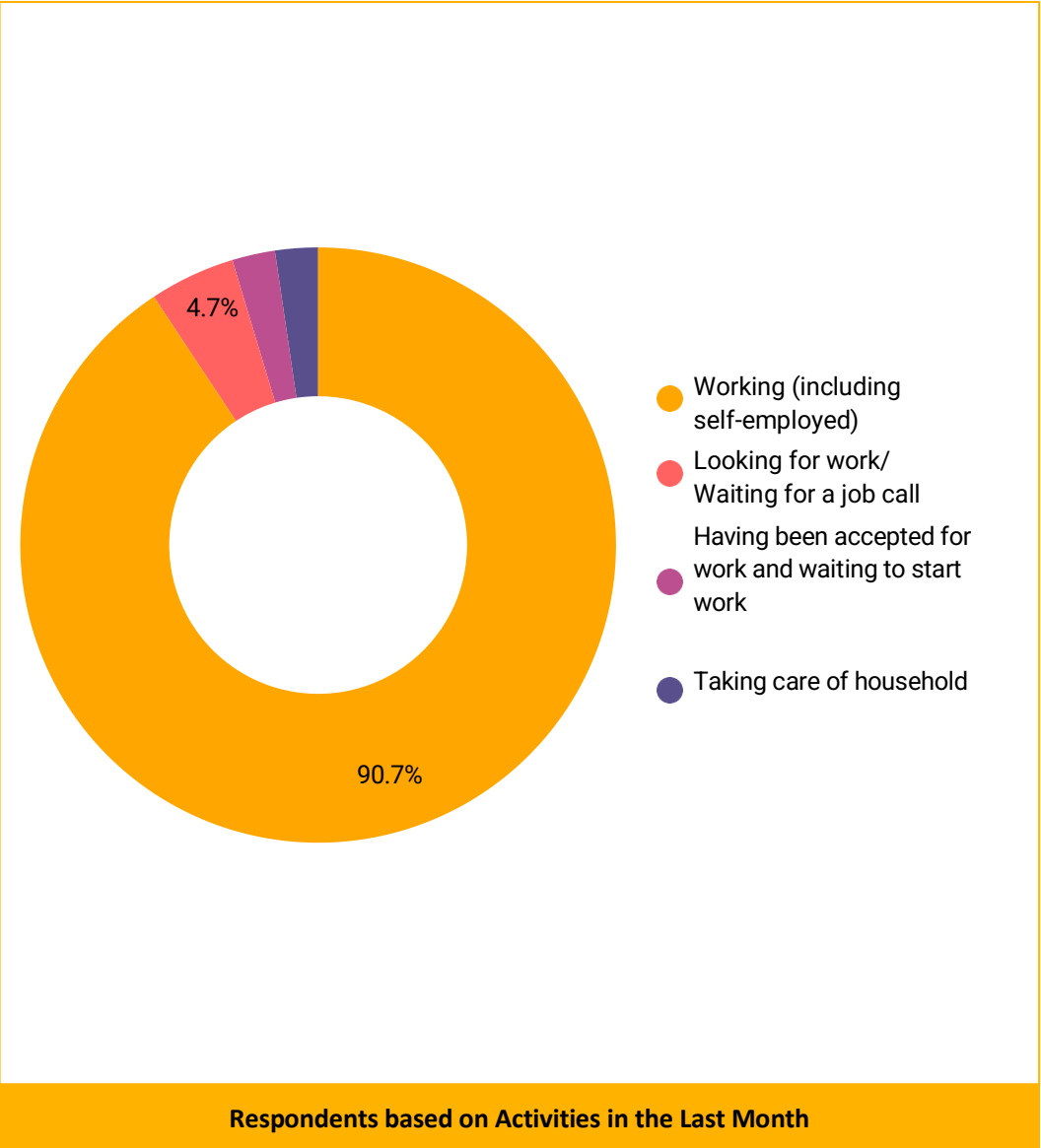
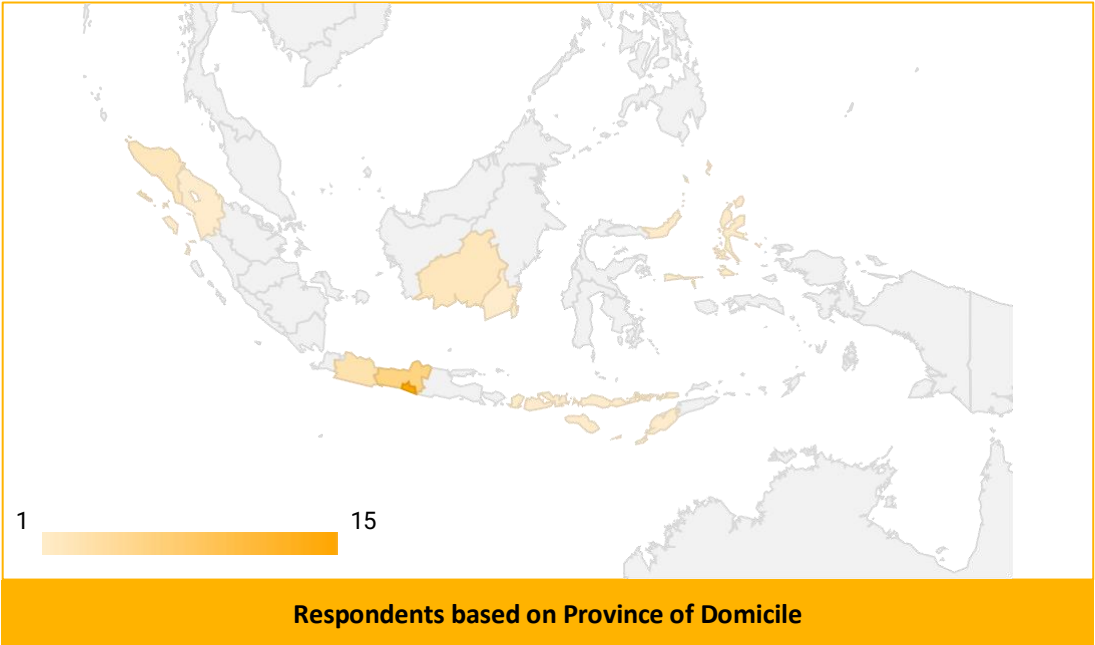
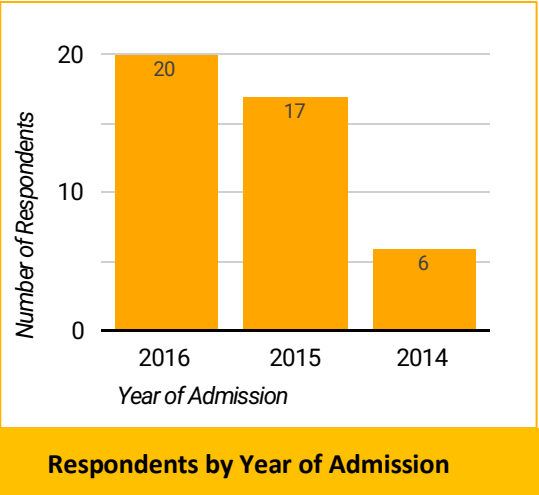
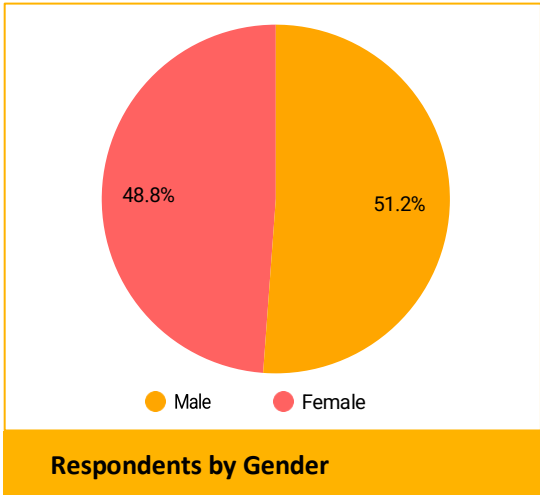
The number of Master of Public Administration respondents obtained during the Tracer Study data collection period was 43 alumni or 58.9% of the total Master of Public Administration alumni who graduated in 2018.

# RESPONDENT DEMOGRAPHICS

MASTER OF PUBLIC ADMINISTRATION

N Responden  
43

The majority of respondents were male, came from the 2016 graduation year, and lived in Yogyakarta. Respondents whose main activity is work (including self-employed) and who have been accepted to work are 90.7% and 2.3%, respectively. This percentage indicates that the majority of graduates from the Master of Public Administration study program have been absorbed into the job market. However, there are still 4.7% of alumni who are currently in the job search process.



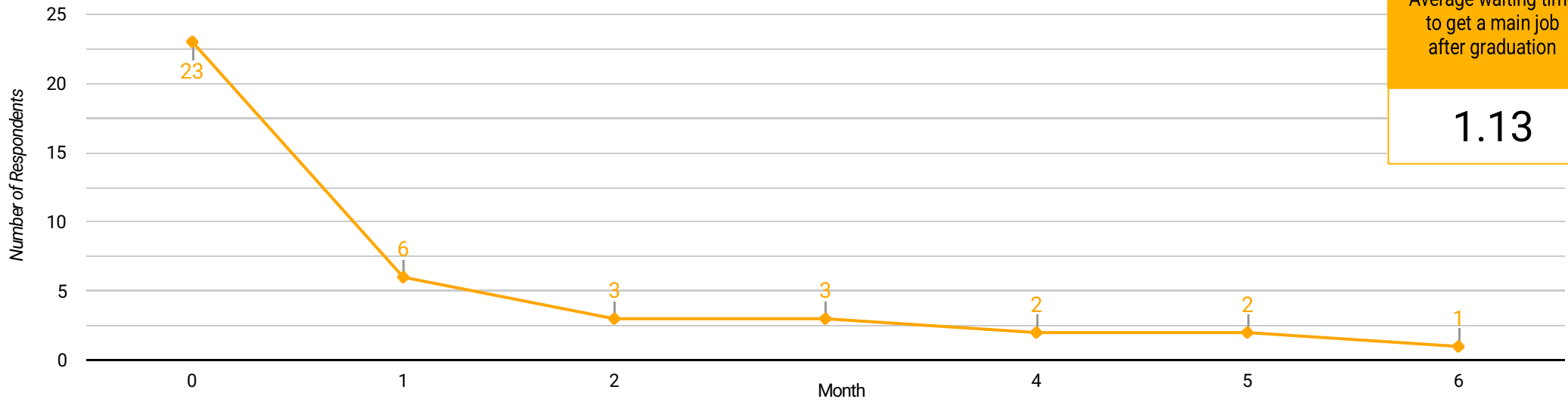
# JOB SEARCH

MASTER OF PUBLIC ADMINISTRATION

Number of Working Respondents  
**40**

Most of the respondents took 0 months to get their first job. The average waiting time for obtaining a main job after graduation is 1.13 months. Most of the respondents did not change their jobs the first time.

In the job search process, most respondents obtained jobs from agency websites and job search sites.

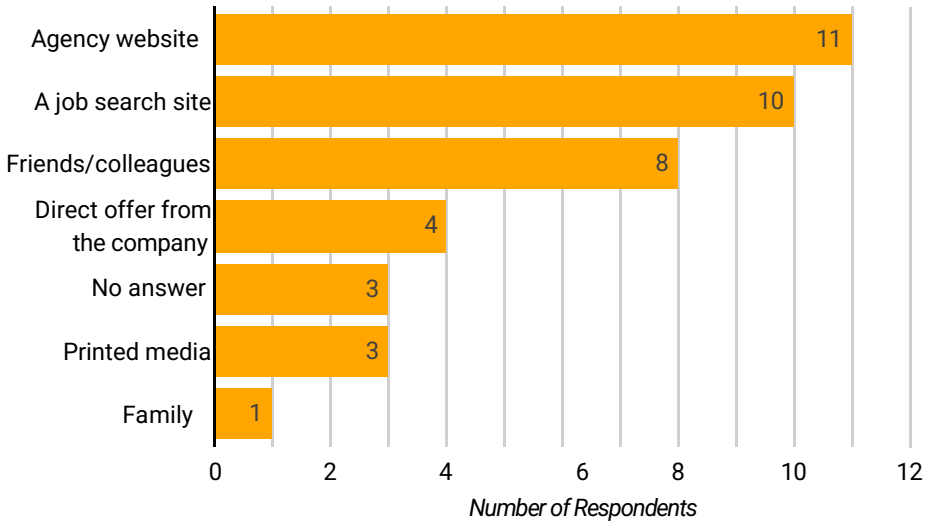


Average waiting time to get a main job after graduation

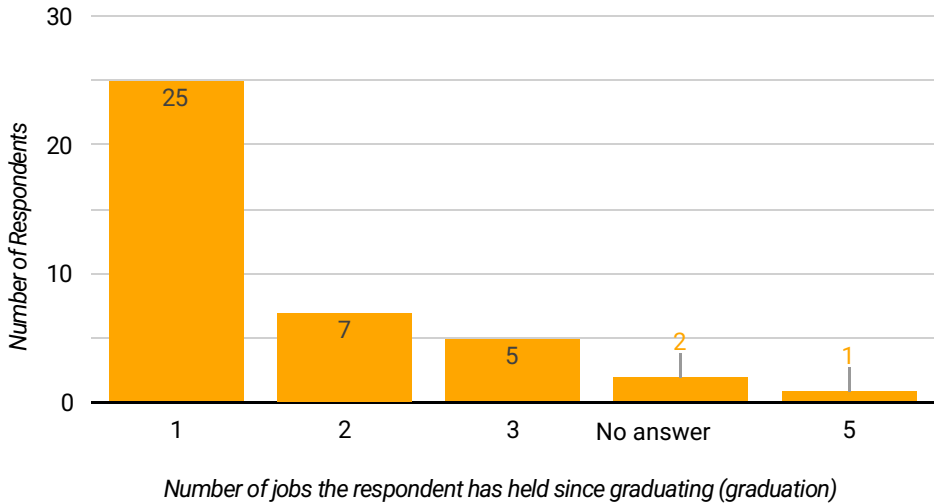
**1.13**

Distribution of time needed for respondents to obtain a main job after graduation

How to get a job



How Respondents Obtained Jobs



Number of jobs the respondent has held since graduating (graduation)

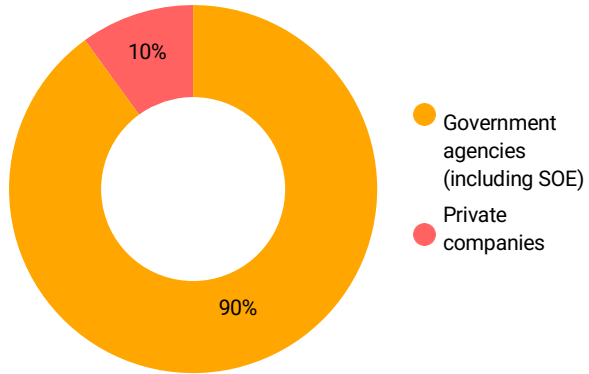


# JOB PROFILE

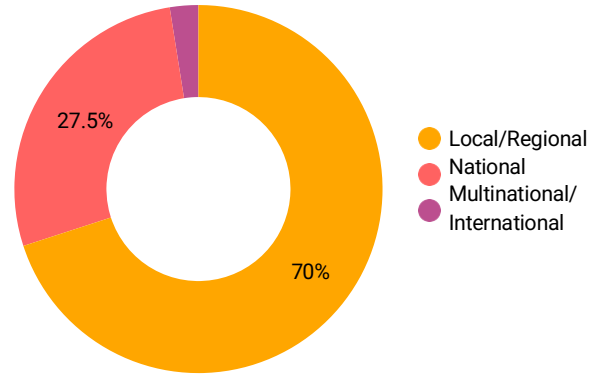
MASTER OF PUBLIC ADMINISTRATION

Number of Working Respondents  
**40**

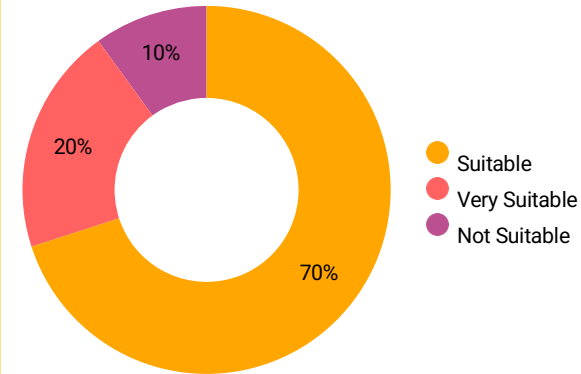
The majority of respondents work in government agencies (90%). Seen from the level/size of the agency where they work, the majority of respondents work in local/regional level agencies (70%). Most respondents also felt that their current field of work was appropriate to their field of study. This can be seen from the percentages of suitable and very suitable respectively at 70% and 20%. However, the percentage of respondents who feel that it was inappropriate needs attention, namely 10%.



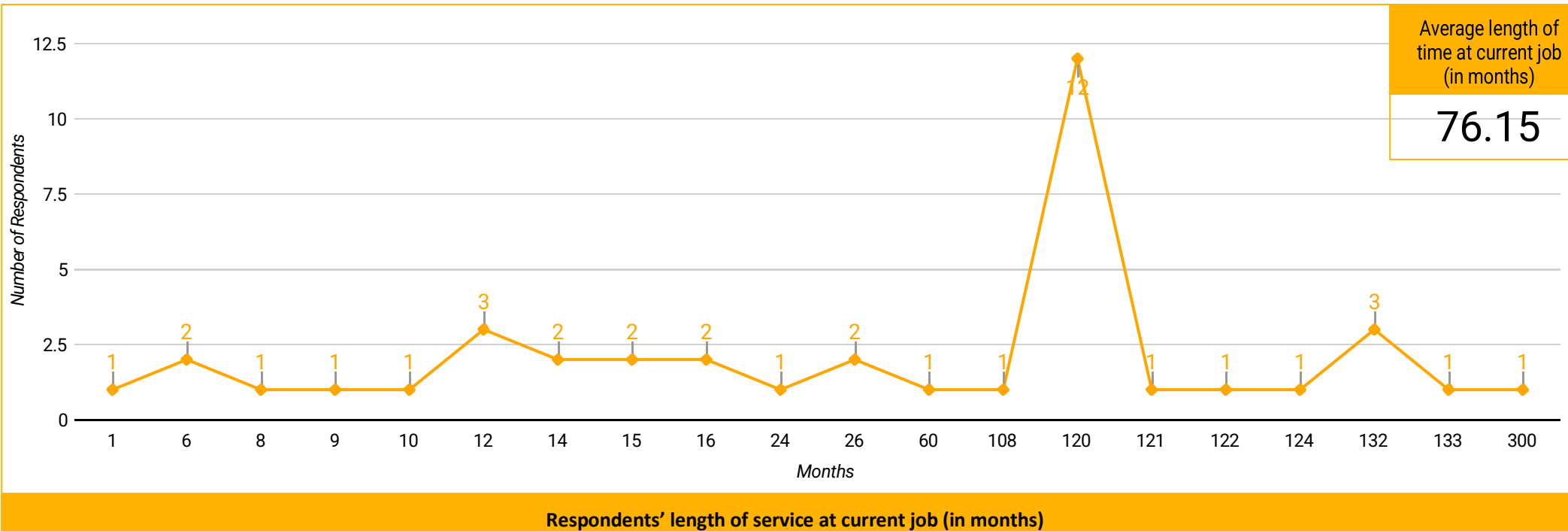
Type of agency where the respondents work



Level/size of the agency where the respondents work



Compatibility between the field of work and the respondents' field of study



Respondents' length of service at current job (in months)

# UNEMPLOYED ALUMNI

MASTER OF PUBLIC ADMINISTRATION

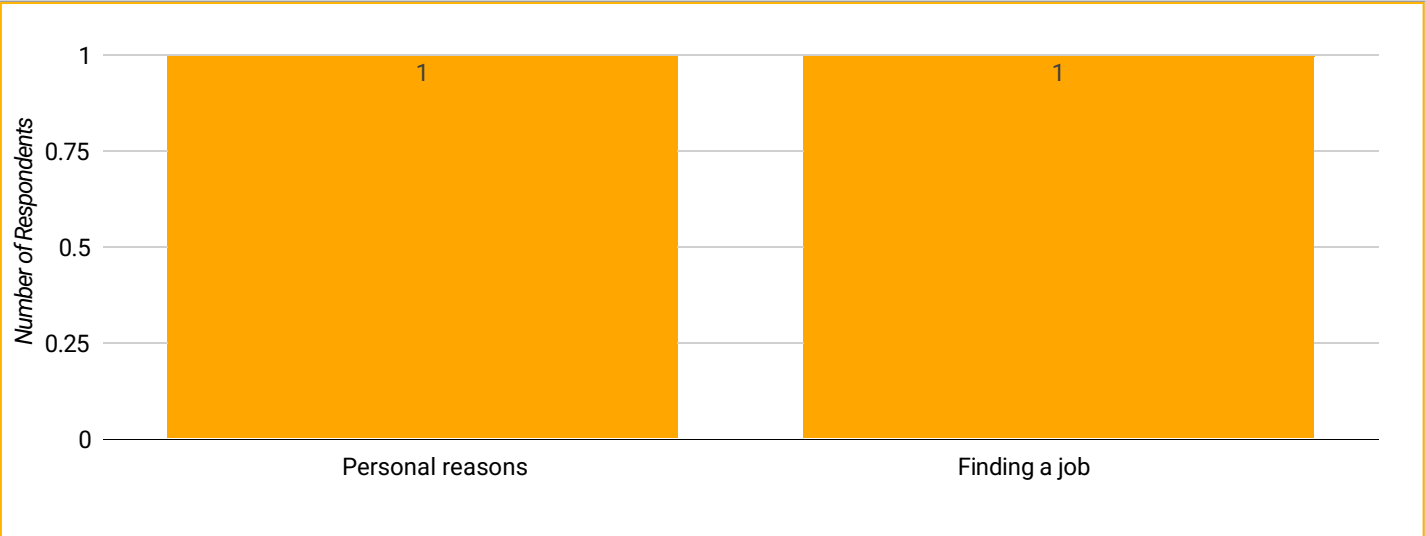
Number of Unemployed Respondents

3

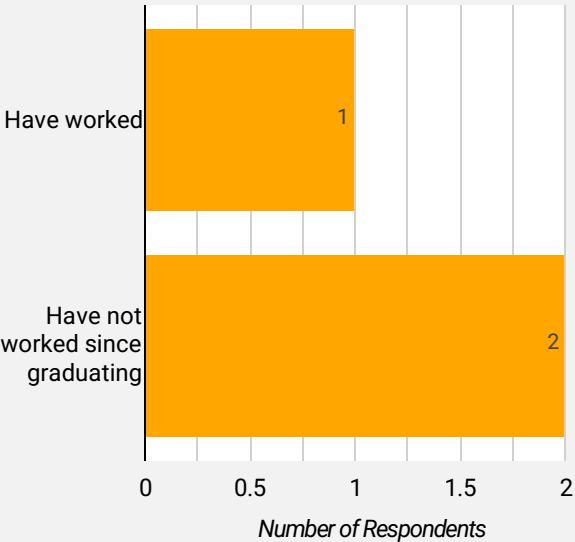
Of the 43 alumni who participated in the Tracer Study, 3 alumni are currently unemployed, consisting of 2 alumni who are still looking for work/waiting for a job call and 1 alumnus who takes care of the household.

Of the 3 unemployed alumni, 2 of them have never worked since graduating due to personal reasons and are looking for work, while 1 respondent who has worked previously worked in a privaate company at the level/size of a local/ernational agency. Yet, the alumnus had quit his previous job 4 months ago.

## Alumni who have never worked before

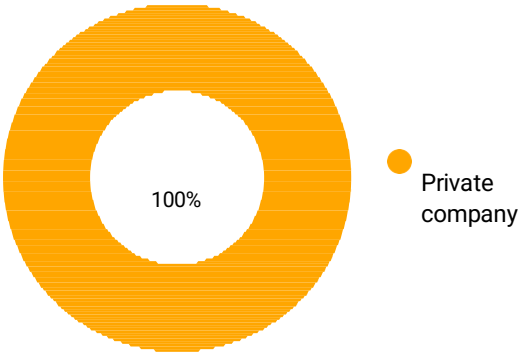


Excuse never worked before

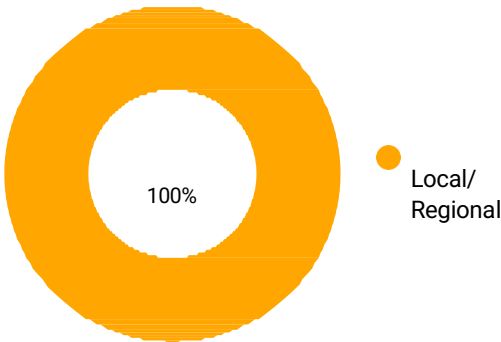


Comparison of respondents who have worked

## Alumnus who has worked before



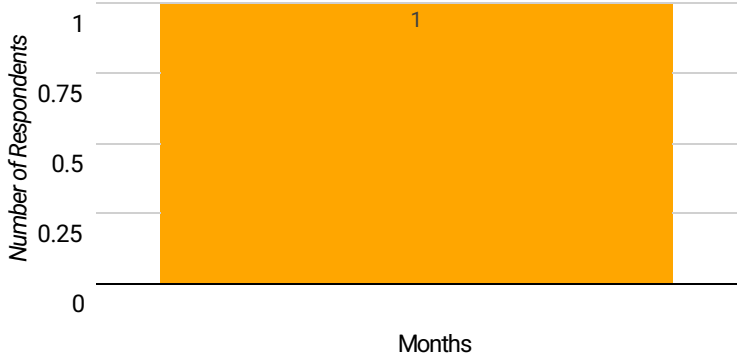
Type of agency where respondents previously worked



Level/size of the agency where respondents previously worked

## Average duration of leaving previous job (in months)

4



Length of time quitting previous job

# ALUMNI SATISFACTION

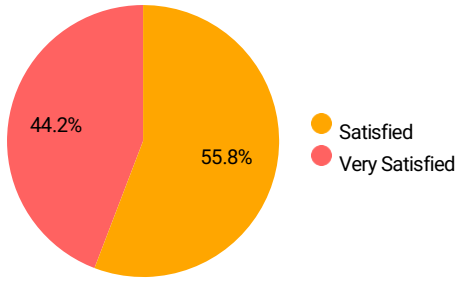
MASTER OF PUBLIC ADMINISTRATION

Number of Respondents

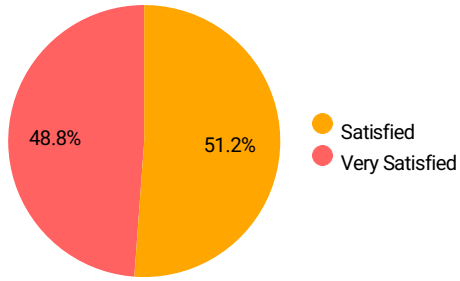
43

In general, the majority of alumni are satisfied with lecturers, education staff, and study program managers as well as infrastructure.

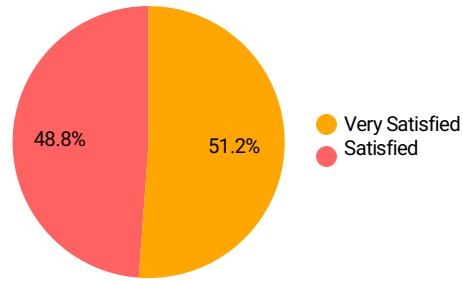
Room for improvement is in the aspect of the willingness/concern of lecturers and teaching staff in general to pay attention to students, as well as the accessibility of facilities and infrastructure. This can be seen from the dissatisfied responses to this aspect respectively of 4.7%, 2.3%, and 2.3%.



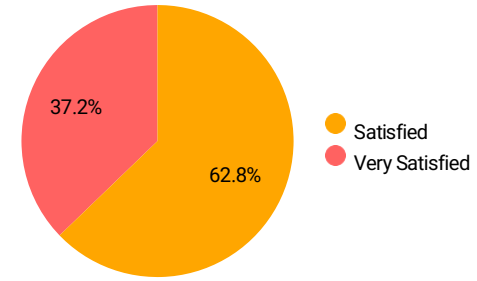
General ability of lecturers in providing services



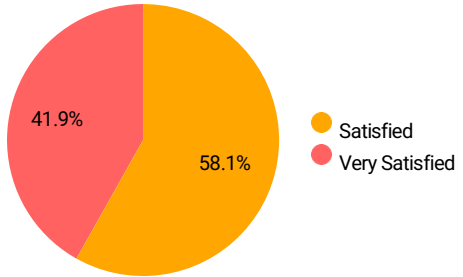
General ability of educational staff in providing services



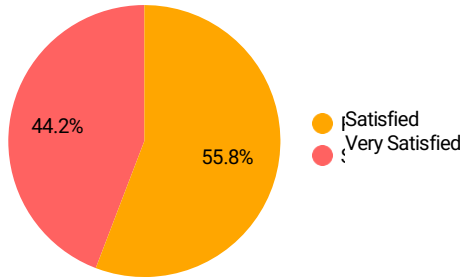
General ability of study program managers to provide services



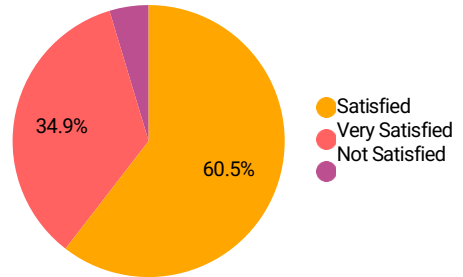
General responsiveness of lecturers in helping students



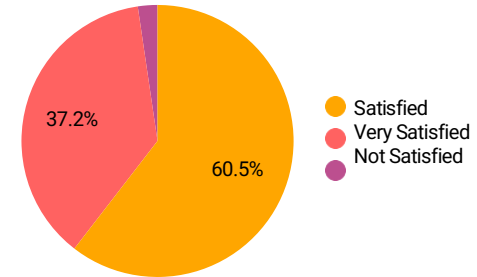
Responsiveness of educational staff in general in helping students



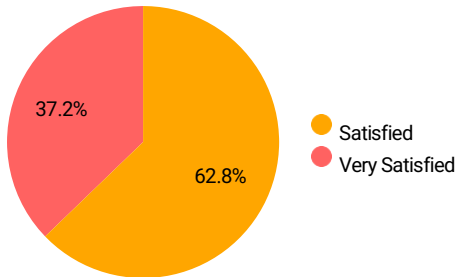
Responsiveness of study program managers/administers in general in helping students



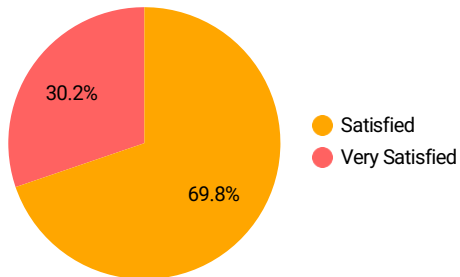
The general willingness/concern of lecturers to pay attention to students



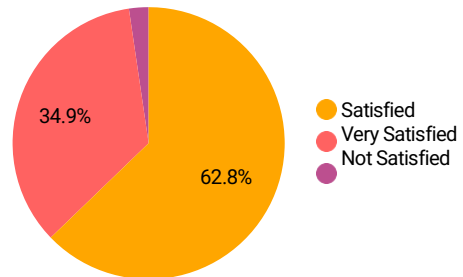
Willingness/concern of teaching staff in general to pay attention to students



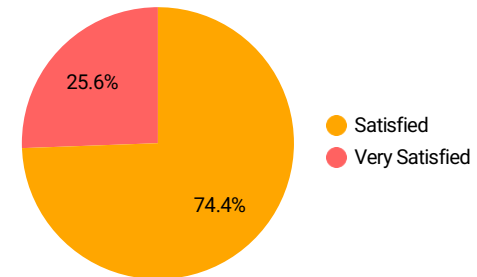
General willingness/concern of study program managers to pay attention to students



Availability of facilities and infrastructure

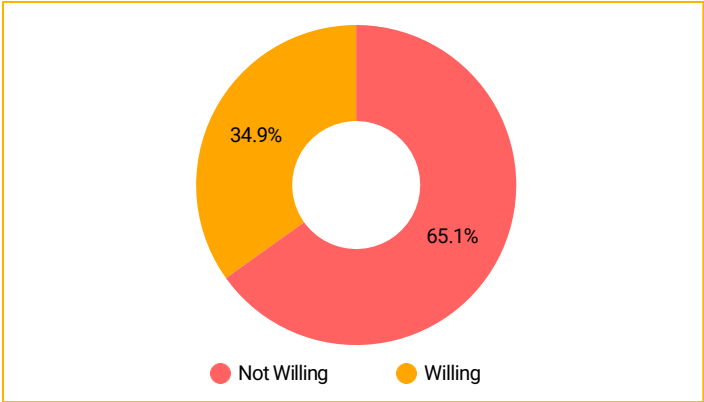


Accessibility of facilities and infrastructure



Quality of facilities and infrastructure

Willingness of alumni to contribute to study program development based on the 3 activities of *tridharma* of higher education

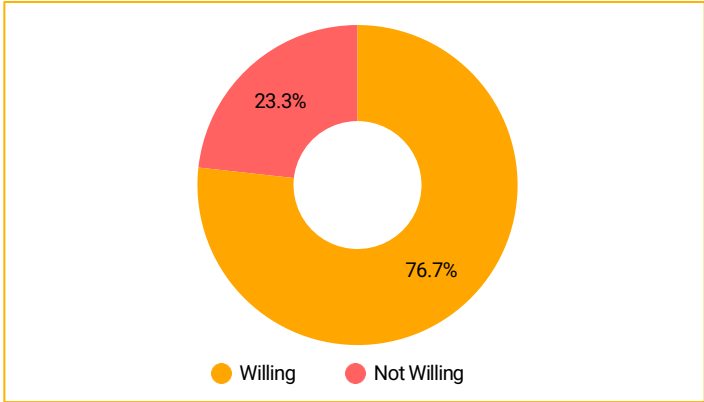


Education and Teaching

**Forms of Alumni Contribution**

Willing to be a guest lecturer or speaker in alumni sharing sessions and donate books

- Development Suggestions**
- Strengthening soft skills and developing curriculum according to current needs
  - Increasing student opportunities for comparative studies/field studies/student exchange abroad
  - Increasing the number of practitioners to attend classes
  - Increasing the amount of literature in the library and providing access to top-tier journals for alumni

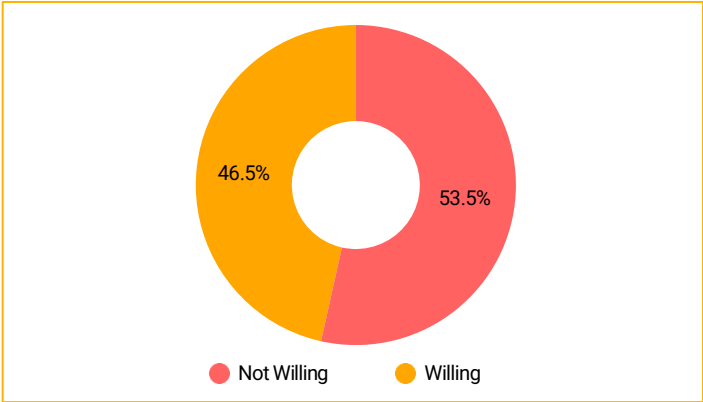


Community Service

**Forms of Alumni Contribution**

Willing to be involved as volunteers in community empowerment activities carried out by the study program and apply the knowledge they have

- Development Suggestions**
- Increasing student involvement in field activities and community empowerment programs initiated by the university as a means of applying the knowledge gained at the university
  - Carrying out community empowerment activities in rural and/or remote areas in a sustainable manner
  - Increasing the involvement of study programs in development planning activities, potential studies, evaluation of regional regulations, and other similar activities in various regions in Indonesia



Scientific Research and Development

**Forms of Alumni Contribution**

Willing to be involved in research collaborations, publications, and building partnerships with other institutions

- Development Suggestions**
- Increasing research collaboration with regional governments
  - Increasing student involvement in research activities carried out by the study program
  - Increasing the amount of research that can have a real impact on society

ALUMNI CONTRIBUTION

MASTER OF PUBLIC ADMINISTRATION

Number of Respondents  
43

The highest number of alumni's willingness to participate in developing study programs is in Community Service at 76.7%, where the form of contributions is in the form of a willingness to be involved as volunteers in community empowerment activities carried out by the study program.

Development suggestions from alumni for the study program based on the three pillars (*tridharma*) of higher education activities are presented in detail in the chart.

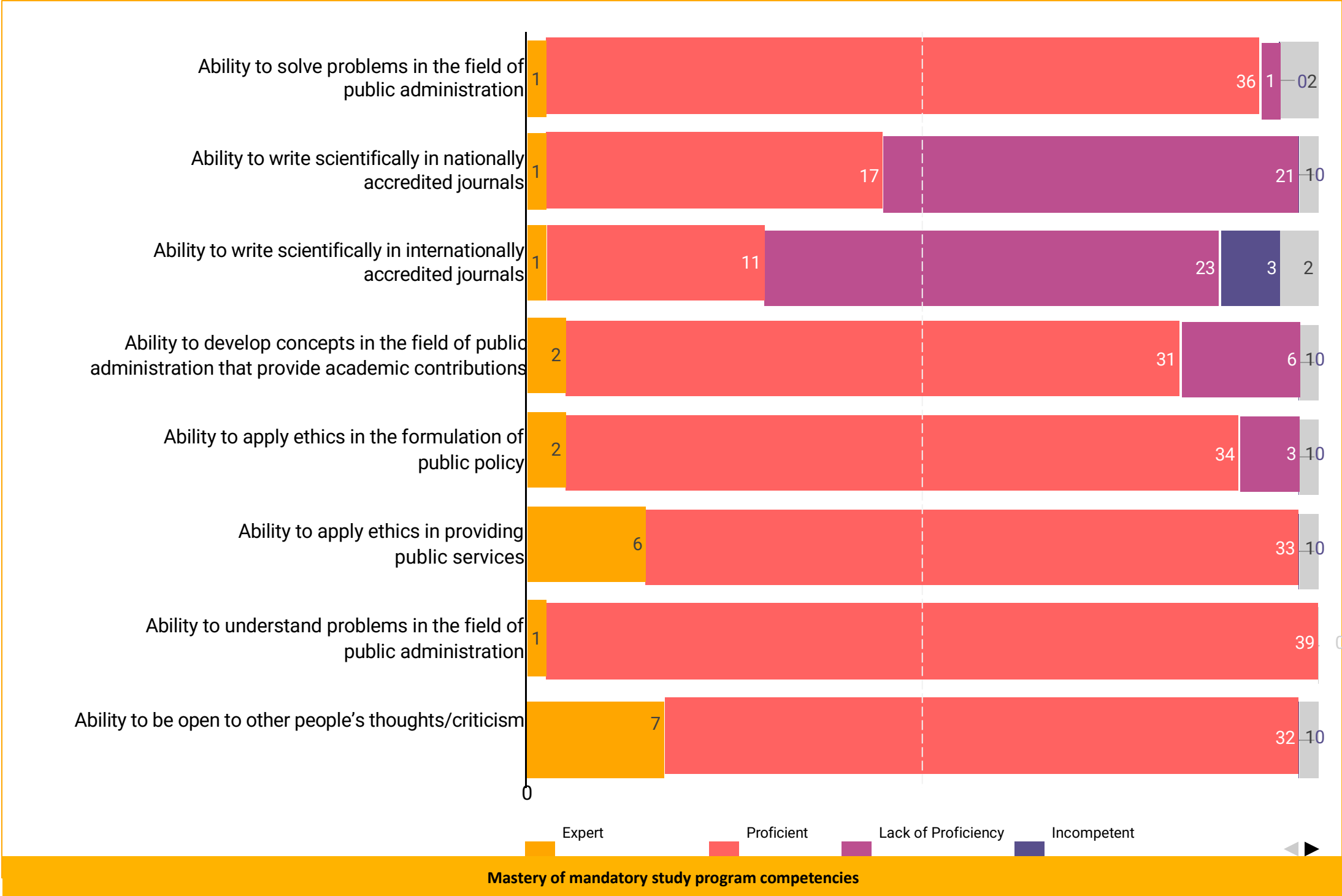
# Competency Mastery

MASTER OF PUBLIC ADMINISTRATION

Number of Working Respondents  
40

In general, the majority of alumni feel that they have mastered the mandatory study program competencies. However, there are competencies that some alumni are considered not to have mastered, namely:

The ability to write scientifically in internationally and nationally accredited journals



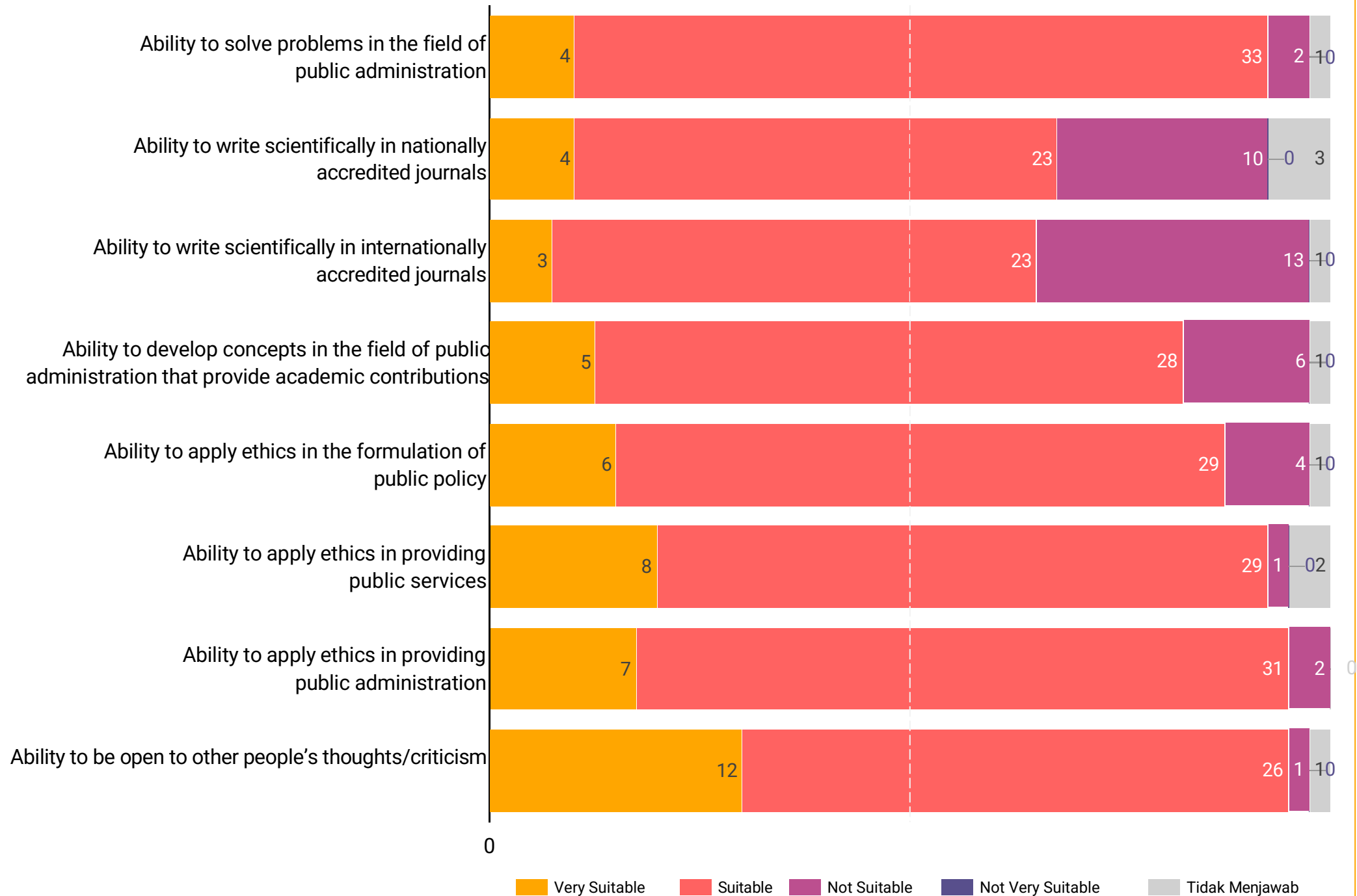
# Competency Relevance

MASTER OF PUBLIC ADMINISTRATION

Number of Working Respondents

40

The majority of alumni consider that the mandatory study program competencies are relevant to their field of work. However, the competencies that have been assessed as inconsistent are quite a lot from alumni in terms of the ability to write scientifically in internationally and nationally accredited journals.



The relevance of the study program's mandatory competencies in employment

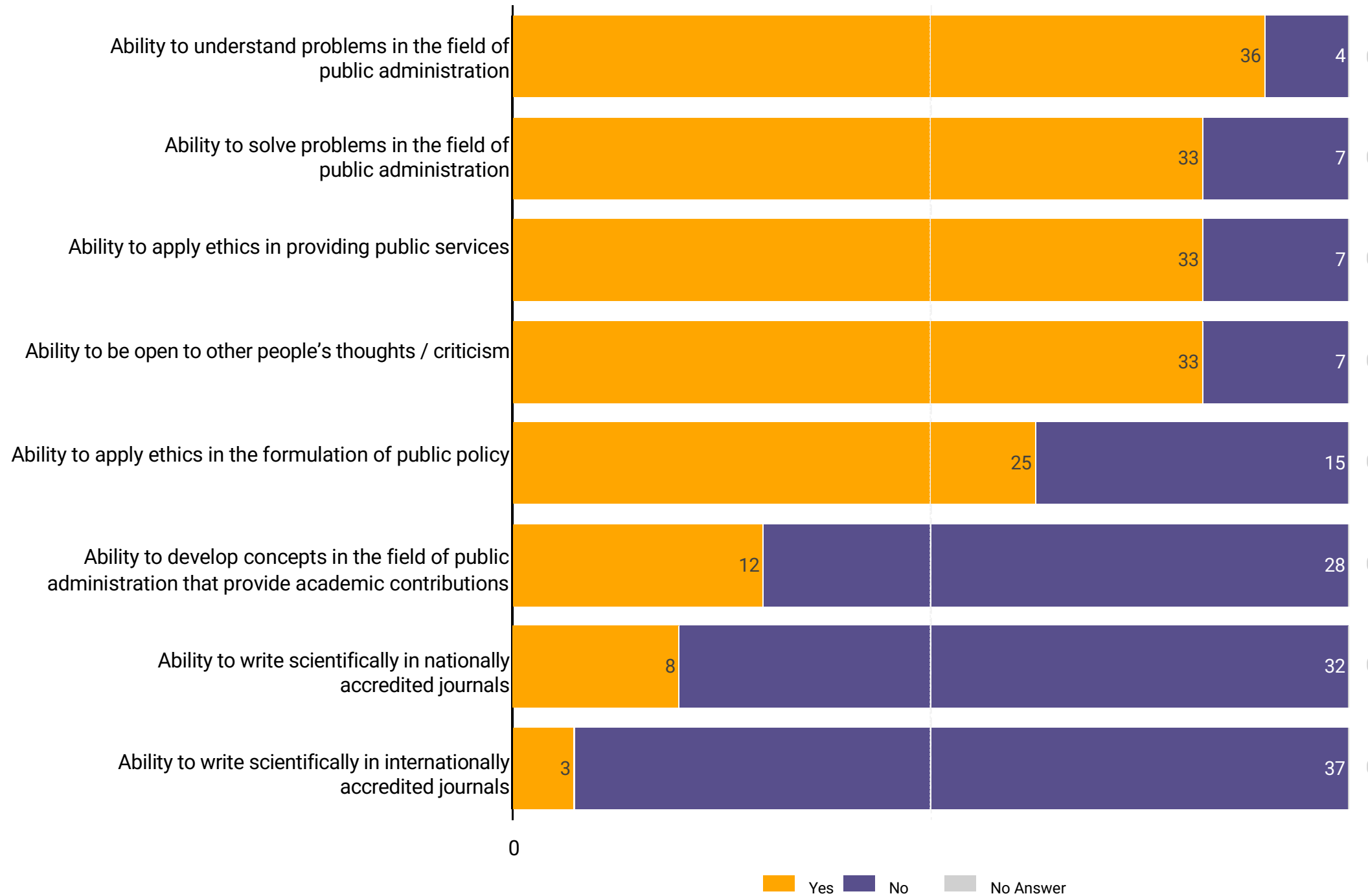
# Competency Contribution

MASTER OF PUBLIC ADMINISTRATION

Number of Working Respondents

40

The majority of alumni consider that competencies that help contribute to society include the ability to understand problems in the field of public administration, the ability to solve problems in the field of public administration, the ability to apply ethics in the delivery of public services, and the ability to be open to other people's thoughts/criticism.



Contribution of the study program's mandatory competencies in society

# Competencies Suggested by Alumni

When asked about the competencies that the study program needs to develop to enable its graduates to meet the capacities required by the job market, the alumni's answers boil down to two things, namely

## **1. Development of general competencies (hard skills/ soft skills), such as:**

- a. Ability to understand problems in the field of public administration
- b. Ability to write scientifically for both nationally and internationally accredited journal articles and policy briefs
- c. Ability to implement theories and concepts in the field of public administration to the community
- d. Critical thinking skills and fast learning
- e. Public communication capabilities
- f. Foreign language skills

- g. Ability to work together in a team
- h. Leadership and managerial abilities in the public sector
- i. Ability to build and maintain integrity
- j. Information and communication technology skills relevant to the job market
- k. Technical skills in public policy analysis

## **2. Preparing graduates to have the capacity needed in the world of work through internship programs, field studies, training, and workshops as well as developing collaboration between study programs and other institutions to absorb graduates in the job market.**